



Template for Research Article

Title of the Article:

1. Brief and concise
2. Do not use the '&' symbol and avoid using abbreviations

Example: Technical Research in the Field of Business Strategies

Authors Name and affiliations

1. Authors name should follow the Title. The name should be as: First Name Middle Name Last Name
2. Names should not include titles
3. Full names should be mentioned
4. Mention the ORCID ID for each author
5. Affiliation should be mentioned as superscript numbers
6. Multiple affiliations should be mentioned as superscript multiple numbers corresponding to institutions
7. The corresponding author should be marked as superscript *
8. Email and corresponding authors address should be mentioned following the names

Example:

Marsha Clark Mellow¹, Minnie Van Ryder^{2*} and Ivana Ben Withew³

¹Dept. of Social Science, Name of University1, City1, Country1

²Dept. of Social Science, Name of University2, City2, Country2

³Dept. of Social Science, Name of University3, City3, Country3

Example for multiple affiliations

Marsha Clark Mellow¹, Minnie Van Ryder^{2*} and Ivana Ben Withew^{1,3}



Current Research Journal of Social Sciences and Humanities

¹Dept. of Social Science, Name of University1, City1, Country1

²Dept. of Social Science, Name of University2, City2, Country2

³Dept. of Social Science, Name of University3, City3, Country3

Abstract

Abstracts should briefly reflect all aspects of the study, as most indexing databases list mainly abstracts. Short Communications, as well as Review Articles, should have an Abstract.

Keywords

1. Provide four to eight appropriate keywords after abstract. Each keyword should be separated by“, ” (Comma) or“; ” (semicolon)
2. Keywords should be arranged alphabetically with the first letter of each word in capital

Introduction

1. Start immediately after the keywords, as the next paragraph.
2. The Introduction should lead the reader to the importance of the study
3. Should tie-up published literature with the aims of the study and clearly states the rationale behind the investigation

Materials and Methods

1. Start as a continuation to the introduction on the same page.
2. All important materials used along with their source shall be mentioned.
3. The main methods used shall be briefly described, citing references. New methods or substantially modified methods may be described in sufficient detail.
4. The statistical method should be clearly stated.
5. Current Research Journal of Social Sciences and Humanities prefers to publish work that has been subjected to an appropriate statistical test at one level of significance.



Results

The results section is a crucial part of your manuscript, where you present your findings in a clear and concise manner. This section should immediately follow the materials and methods on the same page, ensuring a seamless flow of information.

a. Clarity and Organization:

- Present your results in a straightforward and organized manner. This section may be divided by subheadings to enhance readability and to structure your findings effectively.
- Avoid using footnotes; instead, integrate any additional explanations directly into the main text for clarity.

b. Presentation of Data:

- All findings should be presented either in tabular or graphical form. Each table and figure must include a descriptive title or caption, along with a legend, to ensure they are fully self-explanatory without requiring reference to the main text.
- It is essential that all data are statistically analyzed, with the level of significance clearly stated. This ensures that the results are robust and that readers can assess the validity of the findings.
- For data that are not statistically significant, a brief mention in the text is sufficient, and no accompanying tables or figures are necessary.

All findings presented in tabular or graphical form shall be described in this section.

Discussion

This section should follow results, deal with the interpretation of results, convey how they help increase current understanding of the problem and should be logical. Unsupported hypothesis should be avoided. The Discussion should state the possibilities the results uncover, that need to be further explored.

Conclusion

Proper conclusion is required in all the articles.

Acknowledgement

An acknowledgement will include the acknowledgement to the research team or any entity which has provided help during the work.



Current Research Journal of Social Sciences and Humanities

Funding Sources

1. This section will include any funding sources along with the grant number (if any) provided to facilitate the research work.
2. If there are no funding sources then following statement should be mentioned:
“The author(s) received no financial support for the research, authorship, and/or publication of this article.”

Conflict of Interest

1. All authors are requested to disclose any conflict of interest including any financial, personal or other relationships with other people or organizations that can influence their work.
2. If there is no conflict of interest then following statement should be mentioned:
“The author(s) declares no conflict of interest.”

Data Availability Statement

The manuscript incorporates all datasets produced or examined throughout this research study.

If your manuscript does not contain any data, please mention:

“This statement does not apply to this article”

Ethics Statement

If the study involves an experiment on humans and animals; then the name of the authorizing body should be stated in the paper.

If your manuscript does not contain any experiment, please mention:

“This research did not involve human participants, animal subjects, or any material that requires ethical approval.”



Current Research Journal of Social Sciences and Humanities

Informed Consent Statement

If the study involves an experiment on humans and animals; Manuscripts should include a statement that the informed consent was obtained for experimentation and that it conforms to the standards currently applied in the country of origin. The privacy rights of human subjects must always be observed.

If your manuscript does not contain data from any individual person, please mention:

“This study did not involve human participants, and therefore, informed consent was not required.”

Permission to reproduce material from other sources

If your manuscript contains any materials such as figures, tables, or text excerpts that have been previously published elsewhere, you must obtain proper written permission from the original copyright holder to reproduce such materials.

Authors should include a statement in the manuscript acknowledging the source of the reproduced material and the permission granted. Please follow the format below:

- **For Figures/Tables:**
- *Figure/Table [number] has been reproduced/adapted with permission from [Original Author(s)], [Original Title of Work], [Journal/Book Title], [Publisher], [Year of Publication], [DOI or URL]. Permission granted by [Copyright Holder's Name/Agency].*
- **For Text Excerpts:**
- *[Excerpt] has been reprinted with permission from [Original Author(s)], [Original Title of Work], [Journal/Book Title], [Publisher], [Year of Publication], [DOI or URL]. Permission granted by [Copyright Holder's Name/Agency].*

Authors are responsible for providing the journal with copies of all permission letters at the time of manuscript submission. Failure to obtain permission may result in the removal of such content from your article.



Current Research Journal of Social Sciences and Humanities

Author Contributions

Authors are required to provide a statement detailing the specific contributions of each author to the manuscript. Each author mentioned has significantly and directly contributed intellectually to the project and has given their approval for its publication.

- **John Doe:** Conceptualization, Methodology, Writing – Original Draft.
- **Sara Miller:** Data Collection, Analysis, Writing – Review & Editing.
- **Alen Kane:** Visualization, Supervision, Project Administration.
- **Linda Taylor:** Funding Acquisition, Resources, Supervision.

***In case of a single author if the statement is not provided please use this-**

The sole author was responsible for the conceptualization, methodology, data collection, analysis, writing, and final approval of the manuscript

References

Reference style: **APA (American Psychological Association)**

1. References should be numbered consecutively in the order in which they are first mentioned in the text (not in alphabetic order).
2. References should be cited in the text in et al. format only

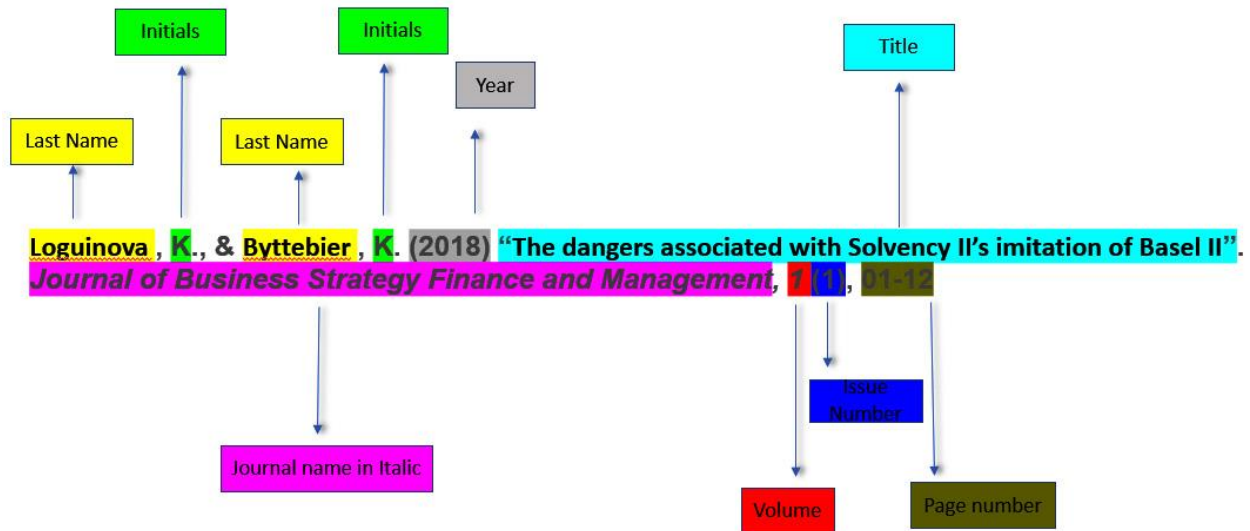
Use the style of the examples below

Example: Journal article (print)

Author(s) Name. (Year) "Title". *Current Research Journal of Social Sciences and Humanities*, 1(1), 01-11.

DOI : <https://dx.doi.org/10.12944/CRJSSH.1.1.04>

Citation in text: (Author's last name et al., Year)



Tables

1. Only MS word table format should be used for preparing tables.
2. Tables should be numbered consecutively in numerals and bear a brief title.
3. Units of measurement should be abbreviated and placed below the column headings. Column headings or captions shall be in bold face.
4. It is essential that all tables have legends, which explain the contents of the table.
5. Tables should not be very large that they run more than one A4 sized page.

Example:

Table 1: Brief title for the table

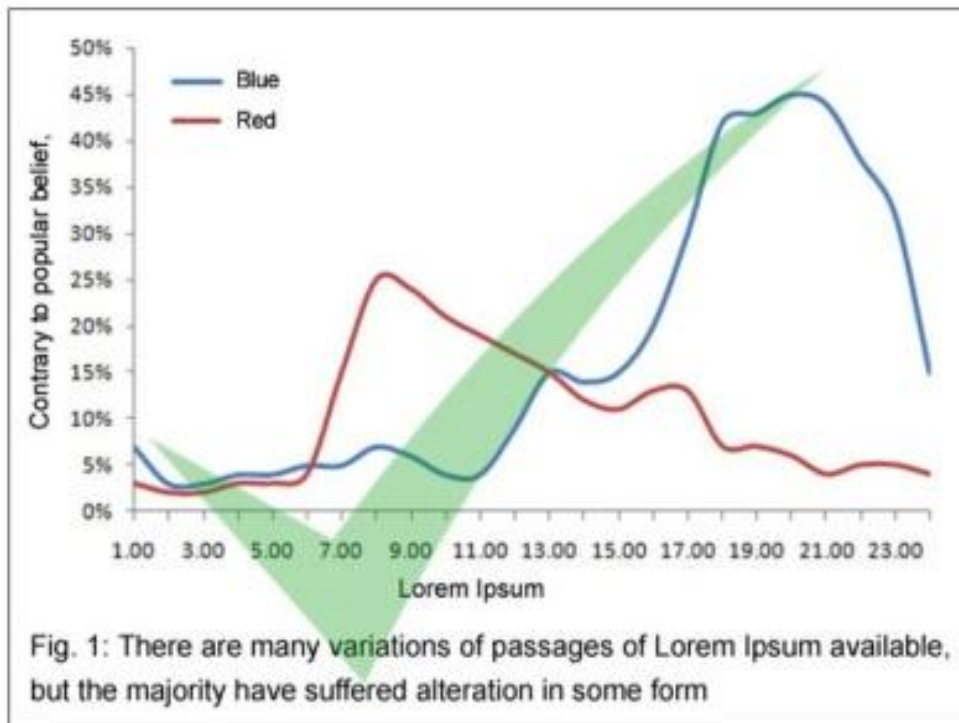
Heading 1	Heading 2	Heading 3	Heading 4
data	data	data	data
data	data	data	data
data	data	data	data
data	data	data	data
data	data	data	data

Figures

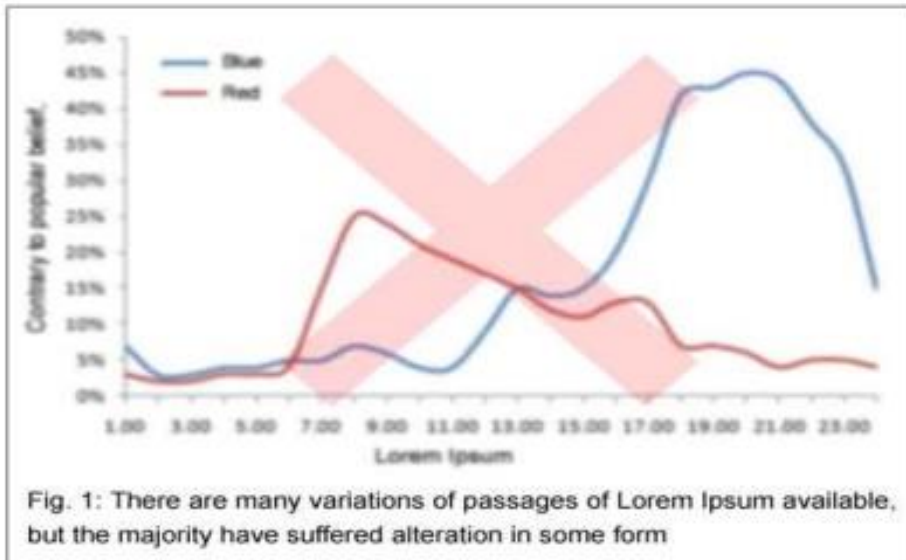
Figures and scanned images should be of good quality and placed in appropriate places in the article.

1. Images should be High Resolution (300 DPI) in PSD, TIFF, JPEG, PNG Format
2. Text within the images should be clear and readable
3. Figures should be numbered consecutively in numerals and bear a brief title.
4. Graphs and bar graphs should preferably be prepared using Microsoft Excel and submitted as Excel graph pasted in Word.
5. Mention and properly cite the source of figure, if extracted from other source.

Example for images and illustrations



Good quality Graph with clear legends



Bad quality Graph with unreadable data